

Scan Module VTM 300



❖ APPLICATION




Banking Industry

Originally designed for virtual teller machine to reduce queuing and waiting time. Less paperwork to boost up the work efficiency. Function outside working hours to give customers great flexibility and convenience.



Telecommunication Industry

Embedded into self-service sim card application kiosk to reduce the waiting time for customers. Capable of scanning IDs and application forms. Barcode recognition available for paying electronic bills.



Educational Institutes

Scan and read the scantrons then store the data onto the institutes system for easy track and retrieval in the future. The students and faculty staffs can easily check the grades online.

Scan Module VTM 300



A Compact yet Durable Scan Module for Kiosk



Plustek scan module VTM 300 is a powerful semi-auto device, easily integrated into self-service kiosk or service desks. Designed with dual paper eject output feature that provides the greatest flexibility for user to quickly complete the transaction on-spot. The extremely compact, ergonomic design, with no moving parts, has been widely extended to many industries, including: banking, healthcare, telecommunication, service department, education, etc.

❖ KEY FEATURES

- Specifically designed for embedding into kiosk
- Ease of operation: easy to install and maintain
- Automatically reclaim document
- Retrieve paper after scanning
- Barcode recognition and image enhancement features
- High scanning speed (30ppm@300dpi / Color / Duplex / A4)

Hardware Requirements

Pentium® IV 2.4 GHz processor
One available USB 2.0 Port
1GB RAM (2GB or higher recommended)
1GB free HDD space (2GB or larger recommended)



Specification

Image Sensor	CIS x 2
Optical Resolution	600 dpi
Hardware Resolution	600 x 600 dpi
Scan Modes	Color: 48-bit Input; 24-bit Output Grayscale: 16-bit Input; 8-bit Output B/W: 1-bit
Scanning Speed	Duplex: 2 sec (Color Mode, 300 dpi, A4) Note: Scanning speed varies, depending upon the scanning software, CPU and RAM of PC.
Scanning Area (W x L)	Max: 216 x 594 mm (8.5" x 23.38") Std: 210 x 297 mm (8.27" x 11.69")
Acceptable Paper Sizes (W x L)	Max.: 218 x 594 mm (8.58" x 23.38") Min.: 88 x 54 mm (3.46" x 2.13")
Acceptable Paper Weight (Thickness)	Paper: 50 g/m ² to 250 g/m ² Plastic card: Non-Embossed up to 1 mm & Embossed up to 1.24 mm (ISO 7810)
Daily Duty Scan (Sheets)	1000
Other Function	Multi Auto-Detection (Hardware): - Auto-Feed Detection - Document Feeding Skew Detection - Paper Jam Detection - Lid Uncovered Detection - Motor Stalled Detection*
Power Supply	AC Power: 24V / 1.25A
Power Consumption	Operating: Max. 18.5W Idle: Max. 4.5W
Interface	USB 2.0
Net Weight	1.12 Kgs (2.49 Lbs)
Dimensions (W x D x H)	289 x 107.5 x 60.7 mm (11.38" x 4.23" x 2.39")
Protocol	TWAIN compliant (Option)
OS	Windows Vista / 7 / 8 / 10
Operating Environments	Temperature: +5°C to +45°C Relative Humidity: 20% to 80% RH (No condensation)




Designed for embedding into kiosk

VTM 300 is originally designed to be embedded into wall kiosks. This scan module can support all paper size up to A4 size. It can quickly sync and digitize data from paper-based documents to computer-based storage.



Retrieve Paper After Scanning

Can set up to eject paper from the front or from the back with one click. If using front-end ejection, the scan module will hold the paper to avoid paper falling.



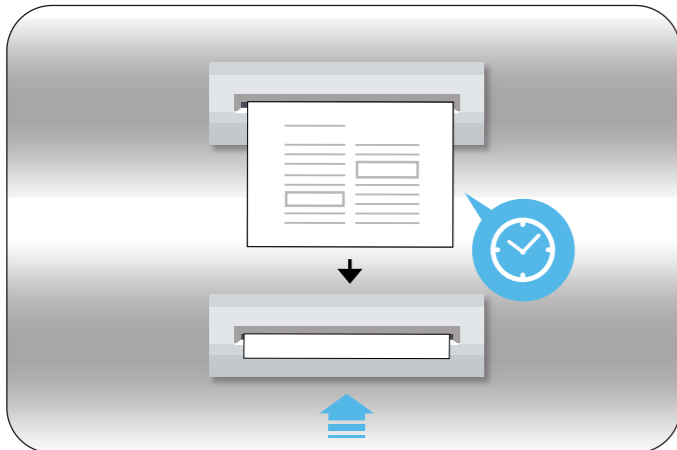
Easy to Install & Maintain

The scan module is very intuitive, simple to use, easy to install and quick to maintain. The device can be checked quickly with two blue and yellow LED lights that can indicate if the scanner is on standby or on error mode.



Barcode Recognition

There is a barcode reader SDK available for integration upon request. VTM 300 can capture and read the barcode information to use as filename or document sorting. The document can also be automatically rotated into the correct direction after reading the barcode.



Automatically Reclaim Document

VTM 300 can set up to reclaim the document automatically after a certain amount of time to protect sensitive information if necessary. It gives the users the confidence to scan their application forms with a lot of private information on.





Image Enhancement

The document can be automatically deskewed and cropped after scanning hence the scanned image quality is increased.



Allow users to easily install the machine without requiring any advanced technical supports.



Automatically scan a sheet of paper on both sides



Provide automatically removal of the outer parts of scanned image, to improve framing without using any extra image editing software.



The scanning job only takes up to 2 seconds to finish